

INDIA INFRADEBT LIMITED
Balance Sheet at March 31, 2014


(₹ in '000)

	Note No.	At March 31, 2014	At March 31, 2013
EQUITY AND LIABILITIES			
Shareholders' funds			
Share capital	2A	3,000,000	3,000,000
Reserves and surplus	2B	289,433	80,166
		3,289,433	3,080,166
Non-Current Liabilities			
Long-term provisions	2C	7,841	-
		7,841	-
Current liabilities			
Short-term provisions	2C	13,620	-
Other current liabilities	2D	4,843	1,144
		18,463	1,144
TOTAL EQUITY AND LIABILITIES		3,315,737	3,081,310
ASSETS			
Non-current assets			
Fixed assets	2E		
Tangible assets		3,219	-
Intangible assets		59	-
Non-current investments	2F	495,700	-
Other non-current assets	2G	9,833	1,187
		508,811	1,187
Current assets			
Current investments	2F	3,100	-
Cash and cash equivalents	2H	2,779,731	3,047,818
Other current assets	2G	24,095	32,305
		2,806,926	3,080,123
TOTAL ASSETS		3,315,737	3,081,310

The notes referred to above form an integral part of the Balance Sheet

As per our report of even date

For S.R. Batliboi & Co. LLP
Firm registration number :- 301003E
Chartered Accountants


Shrawan



per Shrawan Jalan
Partner
Membership No.: 102102


Place: Mumbai
Date: April 15, 2014




For and on behalf of the board of directors


M K Sharma
Chairman


Suvek Nambiar
Managing Director & CEO


Surendra Maheshwari
Chief Financial Officer


Sawankumar Jain
Company Secretary

INDIA INFRADEBT LIMITED
Statement of Profit and Loss for the year ended March 31, 2014

(₹ in '000)

	Note No.	Year ended March 31, 2014	For the period from October 31, 2012 to March 31, 2013
INCOME			
Revenue from operations	2I	20,102	-
Other income	2J	268,341	84,403
TOTAL REVENUE (I)		288,443	84,403
EXPENSES			
Employee benefit expense	2K	56,877	-
Depreciation and amortization expense	2E	482	-
Other operating expenses	2L	20,570	4,237
Contingent provision against standard assets	2M	1,247	-
TOTAL EXPENSES (II)		79,176	4,237
PROFIT BEFORE TAX (I)-(II)		209,267	80,166
Current tax		-	-
PROFIT FOR THE PERIOD		209,267	80,166
Earnings per equity share :			
Basic and diluted earnings per share of ₹ 10/-face value	2N	0.70	0.64

The notes referred to above form an integral part of the statement of profit and loss

As per our report of even date

For and on behalf of the board of directors

For S.R. Batliboi & Co. LLP
 Firm registration number :- 301003E
 Chartered Accountants

M K Sharma
 Chairman

per Shrawan Jalan
 Partner
 Membership No.: 102102

Suvek Nambiar
 Managing Director & CEO

Surendra Maheshwari
 Chief Financial Officer

Sawankumar Jain
 Company Secretary

Place: Mumbai
 Date: April 15, 2014

